

36 100m Freestyle Women Heat

Official

13NZR 13 Years New Zealand Short Course Record **56.36** 2013-09-30 Gabrielle Fa'amausili UNIAK

14NZR 14 Years New Zealand Short Course Record **55.80** 2019-07-06 Laura Littlejohn SPCWK

NZR Open New Zealand Short Course **53.13** 2024-08-12 Laticia-Leigh Transom



Show more

Entries Heats Summary



Total

Rank	Competitor	Age	Club	RT	PTS	Result
1	Edwards Chelsey	23	North Shore...	0.64		53.95 Entry: 53.63 (+0.32) Q
	25m: 12.20	50m: 25.75 (13.55)	75m: 39.82 (14.07)			100m: 53.95 (14.13)
2	Castelluzzo (V) Brittany	23	Australia	0.67		54.40 Entry: 57.17 (-2.77) Q
	25m: 12.52	50m: 26.42 (13.90)	75m: 40.59 (14.17)			100m: 54.40 (13.81)
3	Godwin Emma	27	Heretaunga...	0.71		54.91 Entry: 54.67 (+0.24) Q
	25m: 12.40	50m: 26.10 (13.70)	75m: 40.39 (14.29)			100m: 54.91 (14.52)
4	Lourey (V) Samantha	19	Australia	0.75		55.52 Entry: 56.25 (-0.73) Q
	25m: 12.80	50m: 26.83 (14.03)	75m: 41.19 (14.36)			100m: 55.52 (14.33)
5	Trumble (V) Madeleine	18	Australia	0.69		56.20 Entry: 56.42 (-0.22) Q
	25m: 12.93	50m: 27.00 (14.07)	75m: 41.69 (14.69)			100m: 56.20 (14.51)
6	Hine (V) Olivia	16	Australia	0.70		56.25 Entry: 56.81 (-0.56) Q
	25m: 12.83	50m: 27.18 (14.35)	75m: 41.79 (14.61)			100m: 56.25 (14.46)
7	Walker (V) Molly	19	Australia	0.77		56.26 Entry: 58.74 (-2.48) Q
	25m: 13.10	50m: 27.24 (14.14)	75m: 41.91 (14.67)			100m: 56.26 (14.35)
8	Bennett Brooke	17	North Cant...	0.77		56.36 Entry: 56.84 (-0.48) Q
	25m: 13.39	50m: 27.57 (14.18)	75m: 42.14 (14.57)			100m: 56.36 (14.22)
9	Morgan Stacey	18	Triton Swim...	0.70		56.74 Entry: 56.64 (+0.10) Q

25m: 12.99 50m: 27.46 (14.47) 75m: 42.26 (14.80)
100m: 56.74 (14.48)

10  **Abdou Hanna** 17  **Wharenui S...** 0.79 **56.76** Q
Entry: 57.04 (-0.28)



25m: 13.26 50m: 27.61 (14.35) 75m: 42.35 (14.74)
100m: 56.76 (14.41)

11  **Miles Brooke** 19  **Nga Tai Tu...** 0.64 **56.78** Q
Entry: 56.18 (+0.60)



25m: 12.88 50m: 26.98 (14.10) 75m: 41.73 (14.75)
100m: 56.78 (15.05)

12  **Jarrett (V) Zahri** 15  **Australia** 0.69 **56.83** Q
Entry: 57.56 (-0.73)



25m: 13.01 50m: 27.51 (14.50) 75m: 42.48 (14.97)
100m: 56.83 (14.35)

13  **Emmett Olivia** 16  **Club 37** 0.74 **56.93** Q
Entry: 56.30 (+0.63)



25m: 13.22 50m: 27.40 (14.18) 75m: 42.32 (14.92)
100m: 56.93 (14.61)

14  **De Coster Nina** 16  **St Paul's S...** 0.72 **56.99** Q
Entry: 57.05 (-0.06)



25m: 13.31 50m: 27.84 (14.53) 75m: 42.72 (14.88)
100m: 56.99 (14.27)

15  **Yamagami Kiri** 15  **Club 37** 0.72 **57.00** Q
Entry: 57.29 (-0.29)



25m: 13.12 50m: 27.12 (14.00) 75m: 42.26 (15.14)
100m: 57.00 (14.74)

16  **Welsh Jesse** 20  **Club 37** 0.78 **57.20** Q
Entry: 55.84 (+1.36)



25m: 12.85 50m: 27.23 (14.38) 75m: 42.25 (15.02)
100m: 57.20 (14.95)

17  **McLellan (V) Eloise** 14  **Australia** 0.72 **57.40** -
Entry: 56.60 (+0.80)



25m: 13.35 50m: 27.99 (14.64) 75m: 42.91 (14.92)
100m: 57.40 (14.49)

18  **George Amber** 19  **Coast Swi...** 0.77 **57.46** Q
Entry: 58.13 (-0.67)

25m: 12.87 50m: 27.21 (14.34) 75m: 42.45 (15.24)
100m: 57.46 (15.01)

19  **Bell Millie** 16  **North Cant...** 0.75 **57.90** Q
Entry: 57.32 (+0.58)



























25m: 13.22 50m: 27.80 (14.58) 75m: 42.82 (15.02)
100m: 57.90 (15.08)

19  **Schendelaar-Kemp (V) Paige** 26  **Pukekohe ...** 0.63 **57.90** -
Entry: 57.22 (+0.68)



25m: 13.02 50m: 27.59 (14.57) 75m: 42.83 (15.24)
100m: 57.90 (15.07)

21  **Boxall (V) Ruby** 16  **Australia** 0.72 **58.10** -
Entry: 58.62 (-0.52)



25m: 12.83 50m: 27.59 (14.76) 75m: 42.86 (15.27)
100m: 58.10 (15.24)

22	 Horton Maddy	19	 Jasi Swim ...	0.67	58.16 Entry: 58.95 (-0.79)	Q
	25m: 13.25 100m: 58.16 (15.05)	50m: 27.89 (14.64)	75m: 43.11 (15.22)			
23	 Molloy Kate	17	 Heretaunga...	0.71	58.23 Entry: 59.83 (-1.60)	Q
	25m: 12.97 100m: 58.23 (15.34)	50m: 27.51 (14.54)	75m: 42.89 (15.38)			
24	 Fisher Tandia	14	 Wharenui S...	0.74	58.42 Entry: 58.35 (+0.07)	Q
	25m: 13.61 100m: 58.42 (15.00)	50m: 28.37 (14.76)	75m: 43.42 (15.05)			
24	 Parmenter Charlotte	16	 Jasi Swim ...	0.75	58.42 Entry: 56.86 (+1.56)	Q
	25m: 13.08 100m: 58.42 (15.39)	50m: 27.63 (14.55)	75m: 43.03 (15.40)			
24	 Kieffel (V) Ines	17	 New Caled...	0.71	58.42 Entry: 58.46 (-0.04)	-
	25m: 13.02 100m: 58.42 (15.54)	50m: 27.62 (14.60)	75m: 42.88 (15.26)			
27	 Bertinato (V) Mena	14	 Australia	0.71	58.63 Entry: 56.88 (+1.75)	-
	25m: 13.46 100m: 58.63 (14.79)	50m: 28.45 (14.99)	75m: 43.84 (15.39)			
28	 Gwiazdzinski Meila	15	 Stratford FI...	0.75	58.73 Entry: 59.05 (-0.32)	Q
	25m: 13.49 100m: 58.73 (15.23)	50m: 28.24 (14.75)	75m: 43.50 (15.26)			
29	 Knight Kayla	15	 United Swi...	0.75	58.76 Entry: 58.68 (+0.08)	Q
	25m: 13.43 100m: 58.76 (15.60)	50m: 27.99 (14.56)	75m: 43.16 (15.17)			
30	 Aburn Charlotte	16	 Neptune S...	0.70	58.78 Entry: 58.24 (+0.54)	Q
	25m: 13.28 100m: 58.78 (15.35)	50m: 28.10 (14.82)	75m: 43.43 (15.33)			
31	 Palmer Luisa	14	 Wanaka Sw...	0.70	58.83 Entry: 58.69 (+0.14)	Q
	25m: 13.44 100m: 58.83 (15.09)	50m: 28.45 (15.01)	75m: 43.74 (15.29)			
32	 Tongalea Mila	14	 United Swi...	0.71	58.84 Entry: 59.16 (-0.32)	Q
	25m: 12.97 100m: 58.84 (15.26)	50m: 27.88 (14.91)	75m: 43.58 (15.70)			
33	 Lyles Jasmine	17	 Phoenix Aq...	0.67	58.85 Entry: 58.56 (+0.29)	Q
	25m: 13.49 100m: 58.85 (15.31)	50m: 28.30 (14.81)	75m: 43.54 (15.24)			
34	 Macdonald Holli	17	 Enterprise ...	0.74	59.10 Entry: 58.37 (+0.73)	Q



25m: 13.61 50m: 28.53 (14.92) 75m: 44.12 (15.59)
100m: 59.10 (14.98)

35  Winter Heidi 15  Alexandra ... 0.75 **59.11** Q
Entry: 59.19 (-0.08)



25m: 13.57 50m: 28.42 (14.85) 75m: 43.76 (15.34)
100m: 59.11 (15.35)

36  Martin Sophie 16  SwimZone ... 0.77 **59.45** R1
Entry: 59.57 (-0.12)



25m: 13.77 50m: 28.85 (15.08) 75m: 44.08 (15.23)
100m: 59.45 (15.37)

37  Lyles Jade 13  Phoenix Aq... 0.71 **59.51** R2
Entry: 1:00.40 (-0.89)



25m: 13.66 50m: 28.87 (15.21) 75m: 44.41 (15.54)
100m: 59.51 (15.10)

38  Petherbridge Isla 18  North Shor... 0.76 **59.54** R1
Entry: 59.19 (+0.35)



25m: 13.30 50m: 28.21 (14.91) 75m: 43.67 (15.46)
100m: 59.54 (15.87)

39  Laban (V) Mia 16  Howick Pak... 0.75 **59.61** -
Entry: 56.28 (+3.33)



25m: 13.27 50m: 27.88 (14.61) 75m: 43.68 (15.80)
100m: 59.61 (15.93)

40  Newman Taylor 14  Enterprise ... 0.72 **59.83** R1
Entry: 1:00.31 (-0.48)



25m: 13.69 50m: 28.83 (15.14) 75m: 44.58 (15.75)
100m: 59.83 (15.25)

41  Ecclestone Louise 17  United Swi... 0.69 **59.94** R1
Entry: 57.82 (+2.12)



25m: 13.50 50m: 28.54 (15.04) 75m: 44.08 (15.54)
100m: 59.94 (15.86)

42  Kim Lani 13  North Shor... 0.68 **59.97** R1
Entry: 57.11 (+2.86)

25m: 13.79 50m: 28.84 (15.05) 75m: 44.41 (15.57)
100m: 59.97 (15.56)

43  Riley Indiana 16  Hamilton Aq... 0.74 **59.99** R1
Entry: 1:00.05 (-0.06)



25m: 13.84 50m: 29.13 (15.29) 75m: 44.52 (15.39)
100m: 59.99 (15.47)

44  Hains Macy 15  Club 37 0.77 **1:00.07** R1
Entry: 57.42 (+2.65)



























25m: 13.76 50m: 28.79 (15.03) 75m: 44.55 (15.76)
100m: 1:00.07 (15.52)

45  Baker Genaya 15  SwimZone ... 0.80 **1:00.13** R1
Entry: 59.33 (+0.80)



25m: 13.56 50m: 28.67 (15.11) 75m: 44.38 (15.71)
100m: 1:00.13 (15.75)

46  Jarcet (V) Camille 15  New Caled... 0.81 **1:00.16** -
Entry: 59.60 (+0.56)



25m: 13.87 50m: 28.72 (14.85) 75m: 44.38 (15.66)
100m: 1:00.16 (15.78)

47	 Sisam Ruby	14	 Heretaunga...	0.66	1:00.27 Entry: 1:00.90 (-0.63)
	25m: 13.14 100m: 1:00.27 (16.12)	50m: 28.27 (15.13)	75m: 44.15 (15.88)		
48	 Ah Scha (V) Lusia Laa	14	 New Caled...	0.75	1:00.29 Entry: 1:01.75 (-1.46)
	25m: 13.97 100m: 1:00.29 (15.26)	50m: 29.52 (15.55)	75m: 45.03 (15.51)		
49	 Peters Sophie	13	 Hamilton Aq...	0.73	1:00.36 Entry: 59.91 (+0.45)
	25m: 14.17 100m: 1:00.36 (15.42)	50m: 29.23 (15.06)	75m: 44.94 (15.71)		
50	 Dodunski Frankie	15	 United Swi...	0.72	1:00.42 Entry: 57.95 (+2.47)
	25m: 13.74 100m: 1:00.42 (15.73)	50m: 28.88 (15.14)	75m: 44.69 (15.81)		
51	 Delunel (V) Clara	15	 New Caled...	0.68	1:00.44 Entry: 1:00.46 (-0.02)
	25m: 13.50 100m: 1:00.44 (15.67)	50m: 28.77 (15.27)	75m: 44.77 (16.00)		
52	 Bendall Emma	17	 Ice Breaker...	0.80	1:00.47 Entry: 59.88 (+0.59)
	25m: 13.96 100m: 1:00.47 (15.69)	50m: 29.22 (15.26)	75m: 44.78 (15.56)		
53	 Dunne Lily	13	 Wharenui S...	0.68	1:00.49 Entry: 1:01.96 (-1.47)
	25m: 13.62 100m: 1:00.49 (16.11)	50m: 28.72 (15.10)	75m: 44.38 (15.66)		
53	 Richardson Jessica	15	 Hamilton Aq...	0.75	1:00.49 Entry: 1:01.30 (-0.81)
	25m: 13.74 100m: 1:00.49 (15.98)	50m: 28.73 (14.99)	75m: 44.51 (15.78)		
55	 Davoren Isobella	16	 Mt Maunga...	0.73	1:00.53 Entry: 1:00.50 (+0.03)
	25m: 13.96 100m: 1:00.53 (15.62)	50m: 29.32 (15.36)	75m: 44.91 (15.59)		
56	 Maritz Ania	16	 North Shor...	0.73	1:00.57 Entry: 58.37 (+2.20)
	25m: 13.62 100m: 1:00.57 (15.65)	50m: 28.85 (15.23)	75m: 44.92 (16.07)		
57	 Austin Amelie	17	 St Paul's S...	0.77	1:00.65 Entry: 59.50 (+1.15)
	25m: 13.72 100m: 1:00.65 (16.07)	50m: 28.71 (14.99)	75m: 44.58 (15.87)		
58	 Henshaw Jade	16	 Selwyn Swi...	0.78	1:00.67 Entry: 59.64 (+1.03)
	25m: 13.70 100m: 1:00.67 (15.62)	50m: 28.93 (15.23)	75m: 45.05 (16.12)		
59	 Ennor Zoe	17	 Heretaunga...	0.67	1:00.79 Entry: 1:00.92 (-0.13)



25m: 14.08 50m: 29.72 (15.64) 75m: 45.27 (15.55)
100m: 1:00.79 (15.52)

60  **Tarapi Ana** 21  **Neptune S...** 0.71 **1:00.87**
Entry: 1:00.82 (+0.05)



25m: 14.35 50m: 30.02 (15.67) 75m: 45.77 (15.75)
100m: 1:00.87 (15.10)

61  **Smith Lily** 14  **Kiwi West A...** 0.71 **1:00.88**
Entry: 1:00.92 (-0.04)



25m: 13.78 50m: 29.09 (15.31) 75m: 45.00 (15.91)
100m: 1:00.88 (15.88)

62  **Tobin Mackenzie** 13  **Parnell Swi...** 0.76 **1:01.01**
Entry: 1:01.14 (-0.13)



25m: 14.20 50m: 29.97 (15.77) 75m: 45.78 (15.81)
100m: 1:01.01 (15.23)

63  **Croft Amelia** 16  **Manurewa ...** 0.89 **1:01.10**
Entry: 1:01.22 (-0.12)



25m: 14.09 50m: 29.29 (15.20) 75m: 45.54 (16.25)
100m: 1:01.10 (15.56)

64  **Wilson Madeleine** 14  **SwimZone ...** 0.71 **1:01.31**
Entry: 1:02.23 (-0.92)



25m: 13.95 50m: 29.50 (15.55) 75m: 45.64 (16.14)
100m: 1:01.31 (15.67)

65  **Waite Imogen** 17  **Otaki Titan...** 0.78 **1:01.39**
Entry: 59.90 (+1.49)


25m: 13.49 50m: 28.75 (15.26) 75m: 44.98 (16.23)
100m: 1:01.39 (16.41)

66  **McBride Abby** 15  **Kiwi ASC** 0.81 **1:01.40**
Entry: 1:01.38 (+0.02)



25m: 13.70 50m: 28.98 (15.28) 75m: 45.06 (16.08)
100m: 1:01.40 (16.34)

67  **Leeds Indy** 13  **North Cant...** 0.76 **1:01.46**
Entry: 1:00.65 (+0.81)

25m: 13.94 50m: 29.46 (15.52) 75m: 45.48 (16.02)
100m: 1:01.46 (15.98)

68  **Carter Violet** 14  **Ice Breaker...** 0.79 **1:01.48**
Entry: 1:01.21 (+0.27)



25m: 13.89 50m: 29.39 (15.50) 75m: 45.52 (16.13)
100m: 1:01.48 (15.96)

69  **Hooton Zoe** 14  **Coast Swi...** 0.66 **1:01.52**
Entry: 1:01.92 (-0.40)



























25m: 13.93 50m: 29.36 (15.43) 75m: 45.46 (16.10)
100m: 1:01.52 (16.06)

70  **Bray Sofia** 16  **TBSS Cent...** 0.74 **1:01.61**
Entry: 1:01.09 (+0.52)

25m: 13.77 50m: 29.42 (15.65) 75m: 45.63 (16.21)
100m: 1:01.61 (15.98)

70  **Chote Trelise** 17  **Mt Maunga...** 0.74 **1:01.61**
Entry: 1:00.78 (+0.83)

25m: 13.99 50m: 29.36 (15.37) 75m: 45.56 (16.20)
100m: 1:01.61 (16.05)

70	 Bai Alyssa	13	 Porirua City... 0.70	1:01.61 Entry: 1:00.90 (+0.71)
	25m: 14.11 100m: 1:01.61 (15.89)	50m: 29.52 (15.41)	75m: 45.72 (16.20)	
73	 Palmer Analiah	16	 Papakura S... 0.69	1:01.69 Entry: 1:01.53 (+0.16)
	25m: 14.14 100m: 1:01.69 (16.10)	50m: 29.62 (15.48)	75m: 45.59 (15.97)	
74	 Smith Pene	16	 Aquagym S... 0.67	1:01.75 Entry: 1:01.20 (+0.55)
	25m: 14.17 100m: 1:01.75 (16.20)	50m: 29.43 (15.26)	75m: 45.55 (16.12)	
75	 Speers Brooke	15	 Greendale ... 0.79	1:01.76 Entry: 1:01.16 (+0.60)
	25m: 13.94 100m: 1:01.76 (16.03)	50m: 29.85 (15.91)	75m: 45.73 (15.88)	
76	 Uta'i Elena-Rhys	15	 Roskill Swi... 0.73	1:01.91 Entry: 1:01.22 (+0.69)
	25m: 13.71 100m: 1:01.91 (16.65)	50m: 29.30 (15.59)	75m: 45.26 (15.96)	
77	 Vivian Olivia	13	 Whareni S... 0.76	1:01.96 Entry: 1:00.75 (+1.21)
	25m: 14.08 100m: 1:01.96 (15.75)	50m: 30.08 (16.00)	75m: 46.21 (16.13)	
78	 Teura-Davies Pare	14	 TBSS Cent... 0.82	1:01.99 Entry: 1:01.28 (+0.71)
	25m: 13.75 100m: 1:01.99 (16.72)	50m: 29.02 (15.27)	75m: 45.27 (16.25)	
79	 Jarrett Lani	15	 St Paul's S... 0.72	1:02.15 Entry: 1:01.42 (+0.73)
	25m: 14.27 100m: 1:02.15 (16.18)	50m: 29.83 (15.56)	75m: 45.97 (16.14)	
80	 Sorenson Holly	14	 Porirua City... 0.72	1:02.26 Entry: 1:01.30 (+0.96)
	25m: 13.84 100m: 1:02.26 (16.16)	50m: 29.70 (15.86)	75m: 46.10 (16.40)	
81	 Hunt Isabelle	15	 Nga Tai Tu... 0.59	1:02.40 Entry: 1:01.83 (+0.57)
	25m: 13.87 100m: 1:02.40 (16.23)	50m: 29.92 (16.05)	75m: 46.17 (16.25)	
82	 Burroughs Piper	18	 Heretaunga... 0.67	1:02.44 Entry: 1:00.33 (+2.11)
	25m: 13.51 100m: 1:02.44 (17.09)	50m: 28.88 (15.37)	75m: 45.35 (16.47)	
83	 Yeo Macey	15	 Nelson Sou... 0.67	1:02.54 Entry: 1:01.73 (+0.81)
	25m: 14.33 100m: 1:02.54 (15.89)	50m: 30.21 (15.88)	75m: 46.65 (16.44)	
84	 Orbell Erika	15	 North Shor... 0.74	1:02.67 Entry: 1:01.46 (+1.21)

25m: 14.16 50m: 29.99 (15.83) 75m: 46.45 (16.46)
100m: 1:02.67 (16.22)

85  **Bell Sascha** 16  **Bay of Islan...** 0.83 **1:02.86**
Entry: 1:00.37 (+2.49)

25m: 14.30 50m: 30.10 (15.80) 75m: 46.53 (16.43)
100m: 1:02.86 (16.33)

86  **Wellington Sophie** 13  **Kiwi ASC** 0.77 **1:03.08**
Entry: 1:03.22 (-0.14)

25m: 14.20 50m: 30.23 (16.03) 75m: 46.58 (16.35)
100m: 1:03.08 (16.50)

87  **Zhou Camille** 13  **Porirua City...** 0.70 **1:03.11**
Entry: 1:04.04 (-0.93)

25m: 13.74 50m: 29.20 (15.46) 75m: 46.07 (16.87)
100m: 1:03.11 (17.04)

88  **Yarrell-Stevenson Henrietta** 14  **United Swi...** 0.84 **1:03.15**
Entry: 1:03.36 (-0.21)

25m: 14.43 50m: 30.49 (16.06) 75m: 46.93 (16.44)
100m: 1:03.15 (16.22)

89  **Scott Megan** 14  **Swim Timaru** 0.76 **1:03.22**
Entry: 1:03.10 (+0.12)

25m: 14.48 50m: 30.13 (15.65) 75m: 46.51 (16.38)
100m: 1:03.22 (16.71)

90  **Stewart Lola** 13  **Enterprise ...** 0.61 **1:03.24**
Entry: 1:02.80 (+0.44)

25m: 13.90 50m: 29.79 (15.89) 75m: 46.65 (16.86)
100m: 1:03.24 (16.59)

91  **Humphries Brooke** 14  **North Shor...** 0.72 **1:03.29**
Entry: 1:03.88 (-0.59)



25m: 14.19 50m: 30.23 (16.04) 75m: 46.83 (16.60)
100m: 1:03.29 (16.46)

92  **Saunders Eleanor** 16  **Coast Swi...** 0.62 **1:03.31**
Entry: 1:01.32 (+1.99)

25m: 14.02 50m: 30.02 (16.00) 75m: 46.71 (16.69)
100m: 1:03.31 (16.60)

93  **Dresner Renee** 14  **Evolution A...** 0.80 **1:03.36**
Entry: 1:02.22 (+1.14)

25m: 14.41 50m: 30.08 (15.67) 75m: 46.78 (16.70)
100m: 1:03.36 (16.58)

94  **Jory Pippa** 14  **Jasi Swim ...** 0.75 **1:03.47**
Entry: 1:03.40 (+0.07)

25m: 14.46 50m: 30.48 (16.02) 75m: 47.17 (16.69)
100m: 1:03.47 (16.30)

95  **Yule Helena** 13  **North Shor...** 0.76 **1:03.48**
Entry: 1:03.90 (-0.42)

25m: 14.30 50m: 30.07 (15.77) 75m: 46.96 (16.89)
100m: 1:03.48 (16.52)

96  **Artz Tineke** 13  **Ashburton ...** 0.80 **1:03.64**
Entry: 1:04.83 (-1.19)



25m: 14.67 50m: 30.49 (15.82) 75m: 47.63 (17.14)
100m: 1:03.64 (16.01)

97	 Welsh Charlotte	13	 North Shore...	0.78	1:03.67 Entry: 1:05.00 (-1.33)
	25m: 14.26 100m: 1:03.67 (16.76)	50m: 30.20 (15.94)	75m: 46.91 (16.71)		
97	 Ding Cloris	13	 United Swi...	0.71	1:03.67 Entry: 1:03.69 (-0.02)
	25m: 14.47 100m: 1:03.67 (16.47)	50m: 30.36 (15.89)	75m: 47.20 (16.84)		
99	 Sheng Fiona	14	 Howick Pak...	0.69	1:03.79 Entry: 1:03.10 (+0.69)
	25m: 14.26 100m: 1:03.79 (16.72)	50m: 30.37 (16.11)	75m: 47.07 (16.70)		
99	 Parker (V) Lara	15	 Australia	0.73	1:03.79 Entry: 1:01.12 (+2.67)
	25m: 13.74 100m: 1:03.79 (17.83)	50m: 29.12 (15.38)	75m: 45.96 (16.84)		
101	 Metcalfe Evie	13	 Papamoa S...	0.71	1:03.89 Entry: 1:02.83 (+1.06)
	25m: 14.06 100m: 1:03.89 (17.16)	50m: 29.96 (15.90)	75m: 46.73 (16.77)		
102	 Latu Briana	16	 Enterprise ...	0.80	1:03.91 Entry: 1:01.37 (+2.54)
	25m: 14.20 100m: 1:03.91 (16.92)	50m: 30.09 (15.89)	75m: 46.99 (16.90)		
102	 Hay Gemma	14	 Hamilton Aq...	0.75	1:03.91 Entry: 1:03.92 (-0.01)
	25m: 14.58 100m: 1:03.91 (16.70)	50m: 30.41 (15.83)	75m: 47.21 (16.80)		
104	 Reader Jasmin	14	 North Shore...	0.67	1:03.97 Entry: 1:03.71 (+0.26)
	25m: 14.73 100m: 1:03.97 (16.10)	50m: 30.92 (16.19)	75m: 47.87 (16.95)		
105	 Blakemore Holly	13	 Liz van Wel...	0.80	1:04.62 Entry: 1:04.82 (-0.20)
	25m: 14.54 100m: 1:04.62 (17.38)	50m: 30.63 (16.09)	75m: 47.24 (16.61)		
106	 Tang Jessie	13	 Phoenix Aq...	0.68	1:04.97 Entry: 1:05.00 (-0.03)
	25m: 14.45 100m: 1:04.97 (17.42)	50m: 30.44 (15.99)	75m: 47.55 (17.11)		
107	 Pui Rachel	13	 Whanganui...	0.82	1:05.11 Entry: 1:04.43 (+0.68)
	25m: 14.47 100m: 1:05.11 (16.78)	50m: 31.00 (16.53)	75m: 48.33 (17.33)		
108	 Wilson Ella	14	 Selwyn Swi...	0.81	1:05.30 Entry: 1:01.33 (+3.97)
	25m: 14.53 100m: 1:05.30 (17.43)	50m: 30.55 (16.02)	75m: 47.87 (17.32)		
109	 Spalding Indie	13	 Porirua City...	0.73	1:05.32 Entry: 1:04.37 (+0.95)



25m: 14.69 50m: 30.90 (16.21) 75m: 48.24 (17.34)
100m: 1:05.32 (17.08)

110  **Alaifea lite** 13  **Porirua City...** 0.74 **1:05.53**
Entry: 1:04.40 (+1.13)

25m: 14.43 50m: 30.50 (16.07) 75m: 47.82 (17.32)
100m: 1:05.53 (17.71)

111  **Van Geneijgen Poppy** 14  **Hamilton Aq...** 0.79 **1:06.05**
Entry: 1:03.39 (+2.66)

25m: 15.14 50m: 31.97 (16.83) 75m: 49.10 (17.13)
100m: 1:06.05 (16.95)

112  **Saunders Emily** 14  **Selwyn Swi...** 0.78 **1:06.90**
Entry: 1:03.29 (+3.61)

25m: 14.73 50m: 31.38 (16.65) 75m: 49.14 (17.76)
100m: 1:06.90 (17.76)